



**IDEAL COLLEGE OF ARTS AND SCIENCES**  
(Autonomous & NAAC B)  
KAKINADA

**EXAMINATION SECTION**  
**ANNUAL REPORT**  
**ACADEMIC YEAR: 2022 – 2023**

**The Number of Students Registered for Odd Semester End Examinations**  
**(Semester Wise)**

**B.A / B.Com. / B.Sc./ B.Voc. / B.B.A./ B.C.A. I Semester – March, 2023**

S.No	Name of the Course	No. Of Students Registered for the Examination
1.	B.A(H.E.P)	36
2.	B.Com(General)	66
3.	B.Com. (Computer Applications)	48
4.	B.Sc. (M.P.C)	7
5.	B.Sc. (M.P.CS)	39
6.	B.Sc. (M.C.CS)	22
7.	B.Sc. (B.Z.C)	12
8.	B.Voc. (Artificial Intelligence & Robotics)	29
9.	B.Voc. (Agriculture & Rural Development)	50
10.	B.Sc. (Food Technology)	34
11.	B.Voc. (Food Science & Nutrition)	36
12.	B.Voc (Commercial Aquaculture)	41
13.	B.Voc. (Software Development)	24
14.	B.B.A. (Digital Marketing)	30
15.	BCA (Data Science)	28
	<b>TOTAL</b>	<b>502</b>

**M.Sc., I Semester – March, 2023**

S.No	Name of the Course	Registered
1.	M.Sc., Analytical	27
2.	M.Sc., Organic	19
	<b>TOTAL</b>	<b>46</b>

**B.A / B.Com. / B.Sc. / B.Voc. / B.B.A.III Semester – February, 2023**


S.No	Name of the Course	No. Of Students Registered for the Examination
1.	B.A(H.E.P)	38
2.	B.Com(General)	72
3.	B.Com. (Computer Applications)	40
4.	B.Sc. (M.P.C)	88
5.	B.Sc. (M.P.CS)	38
6.	B.Sc. (M.C.CS)	35
7.	B.Sc. (B.Z.C)	49
8.	B.Voc. (Sustainable Agriculture)	23
9.	B.Voc. (Agriculture)	15
10.	B.Voc. (Industrial Aquaculture & Fisheries)	19
11.	B.Voc (Commercial Aquaculture)	25
12.	B.Voc. (Food Processing & Quality Management)	17
13.	B.Voc. (Software Development)	30
14.	B.Voc. (Artificial Intelligence & Robotics)	19
15.	B.Sc. (Food Technology)	28
16.	B.B.A. (Digital Marketing)	35
	<b>TOTAL</b>	<b>571</b>


**M.Sc., III Semester – March, 2023**

S.No	Name of the Course	Registered
1.	M.Sc., Analytical	18
2.	M.Sc., Organic	19
	<b>TOTAL</b>	<b>37</b>

**B.A / B.Com. / B.Sc. / B.Voc. / B.B.A.V Semester – March, 2023**

S.No	Name of the Courses	No. Of Students Registered for the Examination
1.	B.A(H.E.P)	43
2.	B.Com(General)	109
3.	B.Sc. (M.P.C)	121
4.	B.Sc. (M.P.CS)	50
5.	B.Sc. (B.Z.C)	61
6.	B.Voc. (Sustainable Agriculture)	25
7.	B.Voc. (Agriculture)	16
8.	B.Voc. (Industrial Aquaculture & Fisheries)	41
9.	B.Voc (Commercial Aquaculture)	25
10.	B.Voc. (Food Processing & Quality Management)	25
11.	B.Voc. (Software Development)	40
12.	B.Voc. (Artificial Intelligence & Robotics)	39
13.	B.Sc. (Food Technology)	38
14.	B.B.A. (Digital Marketing)	38
	<b>TOTAL</b>	671

  
**CONTROLLER OF EXAMINATION**  
Controller of Examinations  
Ideal College of Arts & Sciences (A)  
Kakinada

  
**PRINCIPAL**  
PRINCIPAL  
Ideal College of Arts & Sciences (A)  
KAKINADA

**The Number of Students Registered for Even Semester End Examinations**  
**(Semester Wise)**

**B.A / B.Com. / B.Sc. / B.Voc. / B.B.A./ B.C.A. II Semester – July,2023**

S.No	Name of the Course	No. Of Students Registered for the Examination
1.	B.A(H.E.P)	31
2.	B.Com(General)	58
3.	B.Com. (Computer Applications)	46
4.	B.Sc. (M.P.C)	6
5.	B.Sc. (M.P.CS)	38
6.	B.Sc. (M.C.CS)	21
7.	B.Sc. (B.Z.C)	12
8.	B.Voc. (Artificial Intelligence & Robotics)	26
9.	B.Voc. (Agriculture & Rural Development)	49
10.	B.Sc. (Food Technology)	33
11.	B.Voc. (Food Science & Nutrition)	35
12.	B.Voc (Commercial Aquaculture)	39
13.	B.Voc. (Software Development)	22
14.	B.B.A. (Digital Marketing)	24
15.	BCA (Data Science)	27
	<b>TOTAL</b>	<b>467</b>

**M.Sc., II Semester – March, 2023**

S.No	Name of the Course	Registered
1.	M.Sc., Analytical	27
2.	M.Sc., Organic	19
	<b>TOTAL</b>	<b>46</b>

**B.A / B.Com. / B.Sc./ B.Voc. / B.B.A. IV Semester – July, 2023**

S.No	Name of the Course	No. Of Students Registered for the Examination
1.	B.A(H.E.P)	39
2.	B.Com(General)	70
3.	B.Com. (Computer Applications)	40
4.	B.Sc. (M.P.C)	86
5.	B.Sc. (M.P.CS)	38
6.	B.Sc. (M.C.CS)	35
7.	B.Sc. (B.Z.C)	49
8.	B.Voc. (Sustainable Agriculture)	22
9.	B.Voc. (Agriculture)	15
10.	B.Voc. (Industrial Aquaculture & Fisheries)	19
11.	B.Voc (Commercial Aquaculture)	25
12.	B.Voc. (Food Processing & Quality Management)	17
13.	B.Voc. (Software Development)	30
14.	B.Voc. (Artificial Intelligence & Robotics)	19
15.	B.Sc. (Food Technology)	28
16.	B.B.A. (Digital Marketing)	34
	<b>TOTAL</b>	<b>566</b>

**M.Sc., IV Semester – March, 2023**

S.No	Name of the Course	Registered
1.	M.Sc., Analytical	17
2.	M.Sc., Organic	16
	<b>TOTAL</b>	<b>33</b>

**B.A / B.Com. / B.Sc. / B.Voc. / B.B.A.VI Semester – July, 2023**

S.No	Name of the Course	No. Of Students Registered for the Examination
1.	B.A(H.E.P)	43
2.	B.Com(General)	108
3.	B.Sc. (M.P.C)	116
4.	B.Sc. (M.P.CS)	50
5.	B.Sc. (B.Z.C)	60
6.	B.Voc. (Sustainable Agriculture)	25
7.	B.Voc. (Agriculture)	16
8.	B.Voc. (Industrial Aquaculture & Fisheries)	41
9.	B.Voc (Commercial Aquaculture)	26
10.	B.Voc. (Food Processing & Quality Management)	25
11.	B.Voc. (Software Development)	40
12.	B.Voc. (Artificial Intelligence & Robotics)	39
13.	B.Sc. (Food Technology)	38
14.	B.B.A. (Digital Marketing)	38
	<b>TOTAL</b>	<b>665</b>

*V. Nam*  
**CONTROLLER OF EXAMINATION**  
Controller of Examinations  
Ideal College of Arts & Sciences (A)  
Kakinada

*T. Saheniyare*  
**PRINCIPAL**  
PRINCIPAL  
Ideal College of Arts & Sciences (A)  
KAKINADA

**Result Analysis – Odd Semester**  
(Semester Wise)

**B.A / B.Com. / B.Sc. / B.Voc. / B.B.A./ B.C.A. I Semester – March, 2023**

S.No	Name of the Course	Number of Students			
		Registered	Passed	Failed	Pass %
1.	B.A(H.E.P)	36	11	25	30.55
2.	B.Com(General)	66	25	41	37.87
3.	B.Com. (Computer Applications)	48	21	27	43.75
4.	B.Sc. (M.P.C)	7	2	5	28.57
5.	B.Sc. (M.P.CS)	39	7	32	17.94
6.	B.Sc. (M.C.CS)	22	2	20	9.09
7.	B.Sc. (B.Z.C)	12	6	6	50
8.	B.Voc. (Artificial Intelligence & Robotics)	29	10	19	34.48
9.	B.Voc. (Agriculture & Rural Development)	50	47	3	94
10.	B.Sc. (Food Technology)	34	29	5	85.29
11.	B.Voc. (Food Science & Nutrition)	36	34	2	94.44
12.	B.Voc (Commercial Aquaculture)	41	33	8	80.48
13.	B.Voc. (Software Development)	24	14	10	58.33
14.	B.B.A. (Digital Marketing)	30	11	19	36.66
15.	BCA (Data Science)	28	19	9	67.85
	<b>TOTAL</b>	<b>502</b>	<b>271</b>	<b>231</b>	<b>53.98</b>

**M.Sc., I Semester – March, 2023**

S.No	Name of the Course	Number of Students			
		Registered	Passed	Failed	Pass %
1.	M.Sc., Analytical	27	04	23	14.81%
2.	M.Sc., Organic	19	03	16	15.79%
	<b>TOTAL</b>	<b>46</b>	<b>07</b>	<b>39</b>	<b>15.22%</b>

**B.A / B.Com. / B.Sc. / B.Voc. / B.B.A. III Semester – February, 2023**

S.No	Name of the Course	Number of Students			
		Registered	Passed	Failed	Pass %
1.	B.A(H.E.P)	38	25	13	65.78
2.	B.Com(General)	72	35	37	48.61
3.	B.Com. (Computer Applications)	40	29	11	72.5
4.	B.Sc. (M.P.C)	88	74	14	84.09
5.	B.Sc. (M.P.CS)	38	32	6	84.21
6.	B.Sc. (M.C.CS)	35	30	5	85.71
7.	B.Sc. (B.Z.C)	49	22	27	44.89
8.	B.Voc. (Sustainable Agriculture)	23	14	9	60.87
9.	B.Voc. (Agriculture)	15	7	8	46.67
10.	B.Voc. (Industrial Aquaculture & Fisheries)	19	8	11	42.11
11.	B.Voc (Commercial Aquaculture)	25	5	20	20.00
12.	B.Voc. (Food Processing & Quality Management)	17	14	3	82.35
13.	B.Voc. (Software Development)	30	17	13	56.67
14.	B.Voc. (Artificial Intelligence & Robotics)	19	10	9	52.63
15.	B.Sc. (Food Technology)	28	22	6	78.57
16.	B.B.A. (Digital Marketing)	35	22	13	62.86
	<b>TOTAL</b>	<b>571</b>	<b>366</b>	<b>205</b>	<b>64.10</b>


**M.Sc., III Semester – March, 2023**

S.No	Name of the Course	Number of Students			
		Registered	Passed	Failed	Pass %
1.	M.Sc., Analytical	18	02	16	11.11%
2.	M.Sc., Organic	19	04	15	21.05%
	<b>TOTAL</b>	<b>37</b>	<b>06</b>	<b>31</b>	<b>16.22%</b>



**B.A / B.Com. / B.Sc./ B.Voc. / B.B.A.V Semester – March,2023**

S.No	Name of the Course	Number of Students			
		Registered	Passed	Failed	Pass %
1.	B.A(H.E.P)	43	40	3	93.02
2.	B.Com(General)	109	101	8	92.66
3.	B.Sc. (M.P.C)	121	116	5	95.87
4.	B.Sc. (M.P.CS)	50	42	8	84.00
5.	B.Sc. (B.Z.C)	61	60	1	98.36
6.	B.Voc. (Sustainable Agriculture)	25	24	1	96.00
7.	B.Voc. (Agriculture)	16	16	0	100.00
8.	B.Voc. (Industrial Aquaculture & Fisheries)	41	40	1	97.56
9.	B.Voc (Commercial Aquaculture)	25	25	0	100.00
10.	B.Voc. (Food Processing & Quality Management)	25	25	0	100.00
11.	B.Voc. (Software Development)	40	34	6	85.00
12.	B.Voc. (Artificial Intelligence & Robotics)	39	22	17	56.41
13.	B.Sc. (Food Technology)	38	38	0	100.00
14.	B.B.A. (Digital Marketing)	38	22	16	57.89
	<b>TOTAL</b>	671	605	66	90.16

  
**CONTROLLER OF EXAMINATION**  
Controller of Examinations  
Ideal College of Arts & Sciences (A)  
Kakinada

  
**PRINCIPAL**  
PRINCIPAL  
Ideal College of Arts & Sciences (A)  
KAKINADA

**Result Analysis – Even Semester**  
(Semester Wise)

**B.A / B.Com. / B.Sc. / B.Voc. / B.B.A./ B.C.A. II Semester – July,2023**

S.No	Name of the Course	Number of Students			
		Registered	Passed	Failed	Pass %
1.	B.A(H.E.P)	31	10	21	32.26
2.	B.Com(General)	58	48	10	82.76
3.	B.Com. (Computer Applications)	46	32	14	69.57
4.	B.Sc. (M.P.C)	6	1	5	16.67
5.	B.Sc. (M.P.CS)	38	19	19	50.00
6.	B.Sc. (M.C.CS)	21	6	15	28.57
7.	B.Sc. (B.Z.C)	12	9	3	75.00
8.	B.Voc. (Artificial Intelligence & Robotics)	26	4	22	15.38
9.	B.Voc. (Agriculture & Rural Development)	49	25	24	51.02
10.	B.Sc. (Food Technology)	33	28	5	84.85
11.	B.Voc. (Food Science & Nutrition)	35	28	7	80.00
12.	B.Voc (Commercial Aquaculture)	39	22	17	56.41
13.	B.Voc. (Software Development)	22	14	8	63.64
14.	B.B.A. (Digital Marketing)	24	18	6	75.00
15.	BCA (Data Science)	27	17	10	62.96
	<b>TOTAL</b>	467	281	186	60.17

**M.Sc., II Semester – March, 2023**

S.No	Name of the Course	Number of Students			
		Registered	Passed	Failed	Pass %
1.	M.Sc., Analytical	27	01	26	3.70%
2.	M.Sc., Organic	19	05	14	26.32%
	<b>TOTAL</b>	46	06	40	13.04%

**B.A / B.Com. / B.Sc. / B.Voc. / B.B.A. IV Semester – July, 2023**


S.No	Name of the Course	Number of Students			
		Registered	Passed	Failed	Pass %
1.	B.A(H.E.P)	39	27	12	69.23
2.	B.Com(General)	70	27	43	38.57
3.	B.Com. (Computer Applications)	40	32	8	80.00
4.	B.Sc. (M.P.C)	86	74	12	86.05
5.	B.Sc. (M.P.CS)	38	21	17	55.26
6.	B.Sc. (M.C.CS)	35	26	9	74.29
7.	B.Sc. (B.Z.C)	49	35	14	71.43
8.	B.Voc. (Sustainable Agriculture)	22	9	13	40.91
9.	B.Voc. (Agriculture)	15	6	9	40.00
10.	B.Voc. (Industrial Aquaculture & Fisheries)	19	13	6	68.42
11.	B.Voc (Commercial Aquaculture)	25	14	11	56.00
12.	B.Voc. (Food Processing & Quality Management)	17	12	5	70.59
13.	B.Voc. (Software Development)	30	17	13	56.67
14.	B.Voc. (Artificial Intelligence & Robotics)	19	3	16	15.79
15.	B.Sc. (Food Technology)	28	17	11	60.71
16.	B.B.A. (Digital Marketing)	34	22	12	64.71
	<b>TOTAL</b>	<b>566</b>	<b>355</b>	<b>211</b>	<b>62.72</b>

**M.Sc., IV Semester – March, 2023**

S.No	Name of the Course	Number of Students			
		Registered	Passed	Failed	Pass %
1.	M.Sc., Analytical	17	02	15	11.76%
2.	M.Sc., Organic	16	02	14	12.05%
	<b>TOTAL</b>	<b>33</b>	<b>04</b>	<b>29</b>	<b>12.12%</b>

**B.A / B.Com. / B.Sc. / B.Voc. / B.B.A. VI Semester – July,2023**


S.No	Name of the Course	Number of Students			
		Registered	Passed	Failed	Pass %
1.	B.A(H.E.P)	43	43	0	100
2.	B.Com(General)	108	106	2	98.15
3.	B.Sc. (M.P.C)	116	116	0	100
4.	B.Sc. (M.P.CS)	50	50	0	100
5.	B.Sc. (B.Z.C)	60	60	0	100
6.	B.Voc. (Sustainable Agriculture)	25	25	0	100
7.	B.Voc. (Agriculture)	16	16	0	100
8.	B.Voc. (Industrial Aquaculture & Fisheries)	41	41	0	100
9.	B.Voc (Commercial Aquaculture)	26	24	2	92.31
10.	B.Voc. (Food Processing & Quality Management)	25	25	0	100
11.	B.Voc. (Software Development)	40	40	0	100
12.	B.Voc. (Artificial Intelligence & Robotics)	39	39	0	100
13.	B.Sc. (Food Technology)	38	37	1	97.37
14.	B.B.A. (Digital Marketing)	38	35	3	92.11
	<b>TOTAL</b>	665	657	8	98.80


  
**CONTROLLER OF EXAMINATION**  
Controller of Examinations  
Ideal College of Arts & Sciences (A)  
Kakinada

  
**PRINCIPAL**  
PRINCIPAL  
Ideal College of Arts & Sciences (A)  
KAKINADA

**Pass Percentage of students (excluding backlog students) (data for the latest completed academic year)**

S.No	Name of the Course	Number of Students			
		Registered	Passed	Failed	Pass %
1.	B.A(H.E.P)	42	33	9	78.57
2.	B.Com(General)	108	91	17	84.26
3.	B.Sc. (M.P.C)	116	94	22	81.03
4.	B.Sc. (M.P.CS)	50	38	12	76
5.	B.Sc. (B.Z.C)	60	51	9	85
6.	B.Voc. (Sustainable Agriculture)	25	20	5	80
7.	B.Voc. (Agriculture)	13	12	1	92.31
8.	B.Voc. (Industrial Aquaculture & Fisheries)	41	35	6	85.37
9.	B.Voc (Commercial Aquaculture)	26	19	7	73.08
10.	B.Voc. (Food Processing & Quality Management)	25	23	2	92
11.	B.Voc. (Software Development)	40	16	24	40
12.	B.Voc. (Artificial Intelligence & Robotics)	39	14	25	35.90
13.	B.Sc. (Food Technology)	38	36	2	94.74
14.	B.B.A. (Digital Marketing)	38	19	19	50
	<b>TOTAL</b>	661	501	160	75.79

  
**CONTROLLER OF EXAMINATION**  
 Controller of Examinations  
 Ideal College of Arts & Sciences (A)  
 Kakinada

  
**PRINCIPAL**  
 PRINCIPAL  
 Ideal College of Arts & Sciences (A)  
 KAKINADA