



IDEAL COLLEGE OF ARTS & SCIENCES, KAKINADA

(Autonomous and NAAC B)

RESULT ANALYSIS - A Y 2022-2023

S.No	Name of the Programme	No. of students Appeared	No of students Passed	Pass %
1	B.A., (History, Economics, Politics)	43	42	97.67
2	B.Sc., (Mathematics, Physics, Chemistry)	116	115	99.14
3	B.Sc., (Mathematics, Physics, Computer Science)	50	45	90.00
4	B.Sc., (Botany, Zoology, Chemistry)	60	56	93.33
5	B.Com., (General)	107	102	95.33
6	B.Voc.(Sustainable Agriculture)	25	24	96.00
7	B.Voc. (Agriculture)	16	16	100.00
8	B.Voc. (Industrial Aquaculture & Fisheries.	41	37	90.24
9	B.Voc (Commercial Aquaculture)	26	22	84.62
10	B.Voc (Food Processing & Quality Management)	25	24	96.00
11	B.Voc (Software Development)	40	34	85.00
12	B.Sc., (Artificial Intelligence & Robotics)	39	25	64.10
13	B.Sc., (Food Technology)	38	36	94.74
14	B.B.A., (Digital Marketing)	38	31	81.58
15	M.Sc. (Organic Chemistry)	16	1	6.25
16	M.Sc. (Analytical Chemistry)	17	2	11.76
	TOTAL	697	612	87.80%


Controller of Examinations
Controller of Examinations
Ideal College of Arts & Sciences (A)
Kakinada



PRINCIPAL
PRINCIPAL
Ideal College of Arts & Sciences (A)
KAKINADA


IDEAL COLLEGE OF ARTS & SCIENCES, KAKINADA

(Autonomous and NAAC B)

RESULT ANALYSIS - A Y 2021-2022

S.No	Name of the Programme	No. of students Appeared	No of students Passed	Pass %
1	B.A., (History, Economics, Politics)	60	58	96.67
2	B.Sc., (Mathematics, Physics, Chemistry)	130	127	97.69
3	B.Sc., (Mathematics, Physics, Computer Science)	51	51	100.00
4	B.Sc., (Botany, Zoology, Chemistry)	68	65	95.59
5	B.Com., (General)	126	123	97.62
6	B.Voc.(Sustainable Agriculture)	50	50	100.00
7	B.Voc. (Industrial Aquaculture & Fishes	38	38	100.00
8	B.Voc (Food Processing & Quality Management)	19	17	89.47
9	M.Sc., (Organic Chemistry)	14	4	28.57
10	M.Sc., (Analytical Chemistry)	11	1	9.09
	TOTAL	567	534	94.18%


Controller of Examinations
Controller of Examinations
Ideal College of Arts & Sciences (A)
Kakinada


PRINCIPAL
PRINCIPAL
Ideal College of Arts & Sciences (A)
KAKINADA

IDEAL COLLEGE OF ARTS & SCIENCES, KAKINADA

(Autonomous and NAAC B)

RESULT ANALYSIS - A Y 2020-2021

S.No	Name of the Programme	No. of students Appeared	No of students Passed	Pass %
1	B.A., (History, Economics, Politics)	59	57	96.61
2	B.Sc., (Maths, Physics, Chemistry) (EM)	55	54	98.18
3	B.Sc., (Maths, Physics, Chemistry) (TM)	76	70	92.10
4	B.Sc., (Maths, Physics, Computer Science)	49	48	97.95
5	B.Sc., (Botany, Zoology, Chemistry) (EM)	26	24	92.30
6	B.Sc., (Botany, Zoology, Chemistry) (T.M)	11	10	90.90
7	B.Com., General (E.M)	59	56	94.91
8	B.Com., General (T.M)	64	60	93.75
9	M.Sc., (Applied Mathematics)	15	7	46.67
10	M.Sc., (Organic Chemistry)	33	21	63.63
11	M.Sc., (Analytical Chemistry)	30	4	13.33
12	M.B.A.,	27	23	85.19
	TOTAL	504	434	86.11%

S. V. M. S. D.
Controller of Examinations
Controller of Examinations
Ideal College of Arts & Sciences (A)
Kakinada


K. Jha: W. S.
PRINCIPAL
PRINCIPAL
Ideal College of Arts & Sciences (A)
KAKINADA

IDEAL COLLEGE OF ARTS & SCIENCES, KAKINADA

(Autonomous and NAAC B)

RESULT ANALYSIS - A Y 2019-2020

S.No	Name of the Programme	No. of students Appeared	No of students Passed	Pass %
1	B.A., (History, Economics, Politics)	54	51	94.44
2	B.Sc., (Maths, Physics, Chemistry) (EM)	55	52	94.55
3	B.Sc., (Maths, Physics, Chemistry) (TM)	44	40	90.91
4	B.Sc., (Maths, Physics, Computer Science)	56	52	92.86
5	B.Sc., (Maths, Physics, Chemistry) (TM)	26	21	86.77
6	B.Sc., (Botany, Zoology, Chemistry) (EM)	23	20	86.96
7	B.Sc., (Botany, Zoology, Chemistry) (T.M)	11	9	81.82
8	B.Com., (General) (EM)	66	60	90.91
9	B.Com., (General) (T.M)	63	60	95.24
10	M.B.A	14	7	50.00
11	M.Sc., (Organic Chemistry)	29	20	66.60
12	M.Sc., (Analytical Chemistry)	27	20	74.00
13	M.Sc., (Applied Mathematics)	14	8	60.00
14	M.Sc., (Computer Science)	7	7	100.00
	TOTAL	489	427	87.32%


Controller of Examinations
Controller of Examinations
Ideal College of Arts & Sciences (A)
Kakinada



PRINCIPAL
PRINCIPAL
Ideal College of Arts & Sciences (A)
KAKINADA

IDEAL COLLEGE OF ARTS & SCIENCES, KAKINADA

(Autonomous and NAAC B)

RESULT ANALYSIS - A-Y- 2018-2019

S.No	Name of the Programme	No. of students Appeared	No of students Passed	Pass %
1	B.A., (History, Economics, Politics)	49	46	93.88
2	B.Sc., (Maths, Physics, Chemistry) (EM)	55	52	94.55
3	B.Sc., (Maths, Physics, Chemistry) (TM)	50	45	90.00
4	B.Sc., (Maths, Physics, Computer Science)	51	51	100.00
5	B.Sc., (Maths, Physics, Chemistry) (TM)	26	23	88.46
6	B.Sc., (Botany, Zoology, Chemistry) (EM)	18	17	94.44
7	B.Sc., (Botany, Zoology, Chemistry) (TM)	13	8	61.54
8	B.Com., (General) (EM)	65	60	92.30
9	B.Com., (General) (TM)	59	55	93.22
10	M.C.A.	14	14	100
11	M.B.A.	42	32	76.19
12	M.Sc., (Organic Chemistry)	31	11	35.48
13	M.Sc., (Analytical Chemistry)	22	8	36.36
14	M.Sc., (Applied Mathematics)	17	15	88.24
15	M.Sc., (Computer Science)	9	9	100
	TOTAL	521	446	85.60%


Controller of Examinations
Ideal College of Arts & Sciences (A)
Kakinada


PRINCIPAL
Ideal College of Arts & Sciences (A)
KAKINADA

S. S. R. Siv